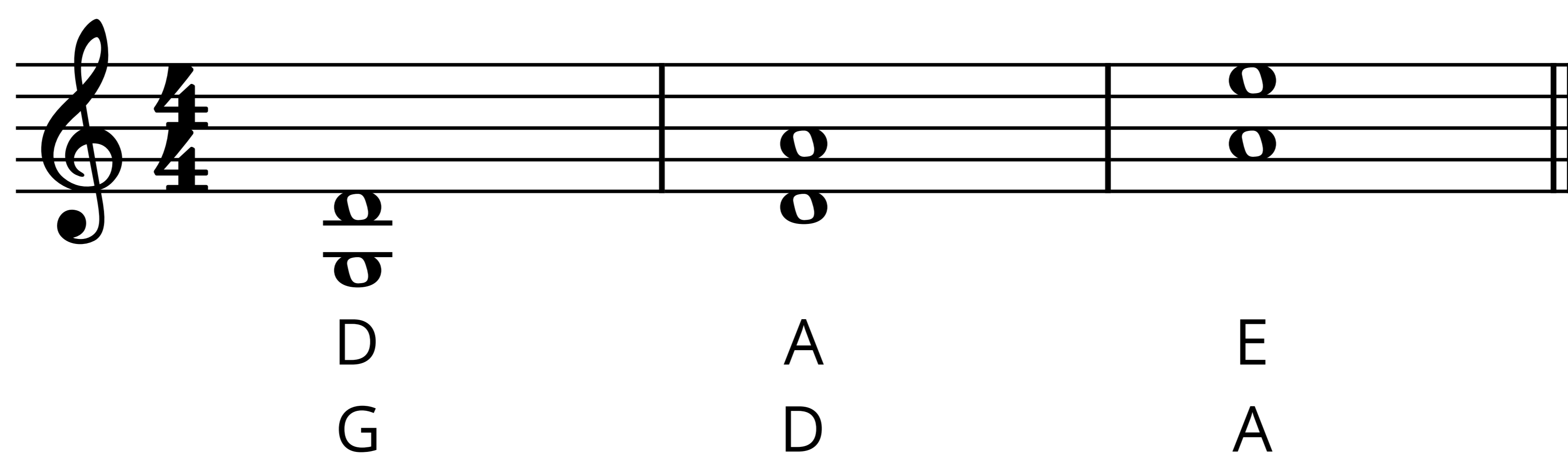




## Open String Double Stops



## Fingered Double Stops Exercise



## Open String Double Stops Exercise 1



## Open String + Fingered Note Exercise

0 1 2 3 4 3 2 1  
0 0 0 0 0 0 0 0

D...  
G...

0 1 2 3 4 3 2 1  
0 0 0 0 0 0 0 0

A...  
D...

0 1 2 3 4 3 2  
0 0 0 0 0 0 0

E...  
A...

## Seconds on Every String

Seconds on A & E strings

3 0 4 1 4 1

Seconds on D & A strings

3 0 4 1 4 1

Seconds on G & D Strings

3 0 4 1 4 1



## Thirds on Every String

Thirds on A and E string

Fingering: 0/2, 1/3, 2/4

Thirds on D and A string

Fingering: 0/2, 0/2, 1/3, 2/4

Major Third      Minor Third

Thirds on G and D String

Fingering: 0/2, 1/3, 2/4, 2/4

Minor Third      Major Third

## Fourths on Every String

Fourths on A and E string

Fingering: 0/1, 1/2, 2/3, 3/4

Fourths on D and A string

Fingering: 0/1, 1/2, 2/3, 3/4

Fourths on G and D String

Fingering: 0/1, 1/2, 2/3, 3/4



## Fifths on Every String

Fifths on A and E string

Fifths on D and A String

Fifths on G and D string

The image shows three musical staves, each in 4/4 time, illustrating fifth intervals on different strings. Each staff has five measures, with fingerings indicated above the notes.

- Fifths on A and E string:** The first measure shows an open A (0) and an open E (0). The second measure shows A (1) and E (1). The third measure shows A (2) and E (2). The fourth measure shows A (3) and E (3). The fifth measure shows A (4) and E (4).
- Fifths on D and A String:** The first measure shows an open D (0) and an open A (0). The second measure shows D (1) and A (1). The third measure shows D (2) and A (2). The fourth measure shows D (2) and A (2). The fifth measure shows D (4) and A (4).
- Fifths on G and D string:** The first measure shows an open G (0) and an open D (0). The second measure shows G (1) and D (1). The third measure shows G (2) and D (2). The fourth measure shows G (2) and D (2). The fifth measure shows G (4) and D (4).

## Sixths on Every String

Sixths on A and E string

Sixths on D and E String

Sixths on G and D string

The image shows three musical staves, each in 4/4 time, illustrating sixth intervals on different strings. Each staff has four measures, with fingerings indicated above the notes.

- Sixths on A and E string:** The first measure shows an open A (0) and an open E (1). The second measure shows A (1) and E (2). The third measure shows A (2) and E (3). The fourth measure shows A (3) and E (4).
- Sixths on D and E String:** The first measure shows an open D (0) and an open E (1). The second measure shows D (1) and E (2). The third measure shows D (2) and E (3). The fourth measure shows D (3) and E (4).
- Sixths on G and D string:** The first measure shows an open G (0) and an open D (1). The second measure shows G (1) and D (2). The third measure shows G (2) and D (3). The fourth measure shows G (3) and D (4).



## Sevenths on Every String

Sevenths on A and E string

Sevenths on D and A string

Sevenths on G and D string

## Octaves on Every String

Octaves on A and E string

Octaves on D and A String

Octaves on G and D string

